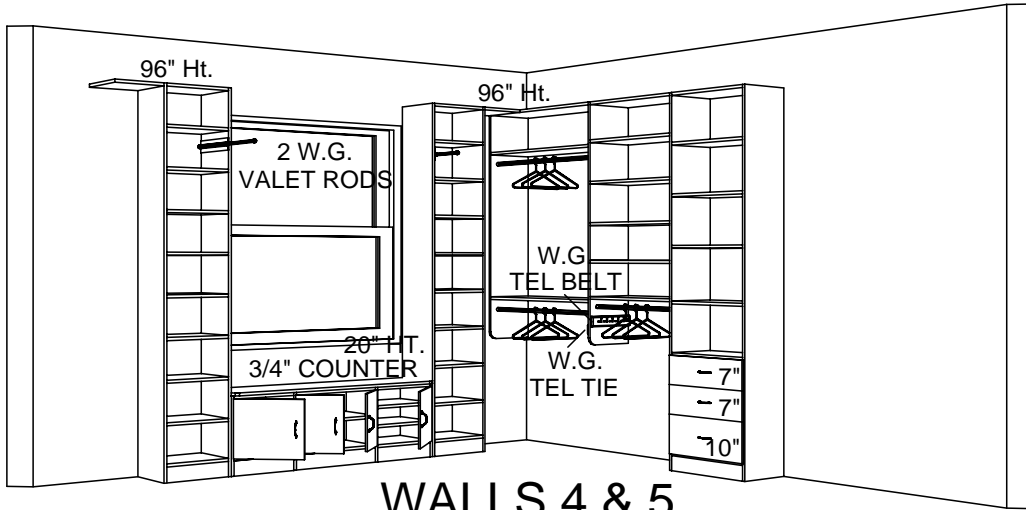


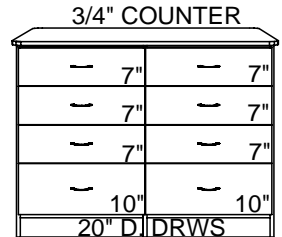
| DESIGN EXAMPLES - MODERATE | | Closet Specifications | | Material Specifications | | |
|---------------------------------|---------|-----------------------|--------|-------------------------|----------------|-------------------|
| | | Location | Master | | Color | Bisque |
| Job# PC 3688 | | Ceiling Height | 108 | | Edge | Std |
| Designer Monica/Christine | | Door Height | | | Rods | Chrome |
| Designed Especially for: | | BB Dimensions | ? X ? | 1/4R | Fronts | Contemporary |
| | | Tear-Out | | | Handles | Crescent B Chrome |
| Mitchell Bath Projec | | Walls | | | Shelving | Standard |
| Date | 9/18/06 | Floor | | | Backer/Molding | No / No |



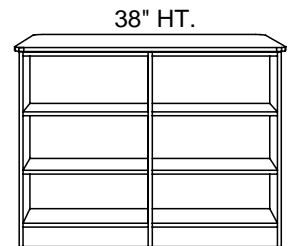
WALLS 4 & 5

*BENCH NEEDS TO BE IN 3 SECTIONS TO SUPPORT WEIGHT BETTER

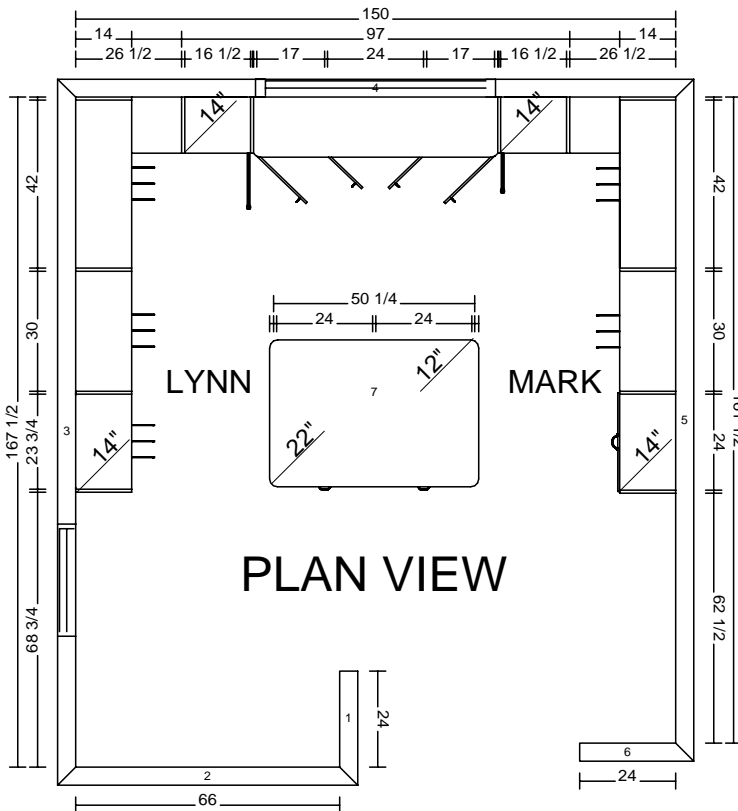
MASTER ISLAND



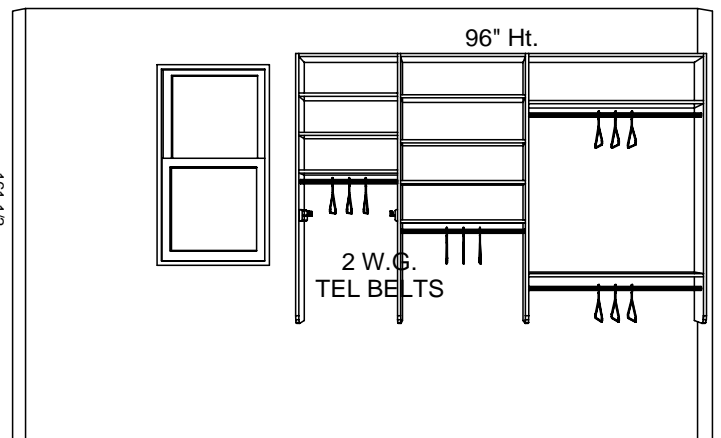
FRONT



BACK



PLAN VIEW



WALL 3



Customer Design Approval

Cad Operator

Ranay K.

Page #

1 of 1